


Hoist Range





OpeMax 500
500lbs/ 227kg/ 36st
professional use lifter. Choice of
powered, manual cradle or
standard spreader bar. Powered
opening legs, large lifting range



OpeRaise
Professional use standing
and toileting hoist.
Powered legs, natural
lifting motion, flexible
knee support, removable
foot plate for gait training

OpeTrack
Innovative, compact ceiling hoist on patented track
system with full range of accessories. 440lbs/ 200kg/
32st with 600lb / 272kg/ 43st model following



OpeSpray
High end hydraulic shower trolley for
comfortable and efficient showering in any
room. Central braking. 380lbs/ 170kg/ 27st



OpeSlings & OpeGlides
Full range of clip and loop slings designed for
O'Flynn but also usable on several well known
brands. Innovative range of patient positioning
products incl boards, slide sheets and accessories

OpeMax 500



- 227kg / 500lb / 36st capacity
- Powered opening and closing legs
- Choice of 3 retrofittable spreader bars: Standard, Manual or Powered Cradle
- Unique curve design ensures patient can rotate 360° and lifts from the floor without the patient touching the hoist
- 2 batteries included
- Mast is 15cm shorter and the legs are 11cm shorter than nearest competitor
- Plastic leg protectors to minimise damage and risk of cross-infection
- Full range of loop and clip slings along with proven compatibility with several leading sling brands



Standard Spreader Bar with 6 hooks and spring fastening for slings

Manual Cradle for clip slings. Lightweight and unobtrusive



Powered Cradle for zero lift transfer and repositioning



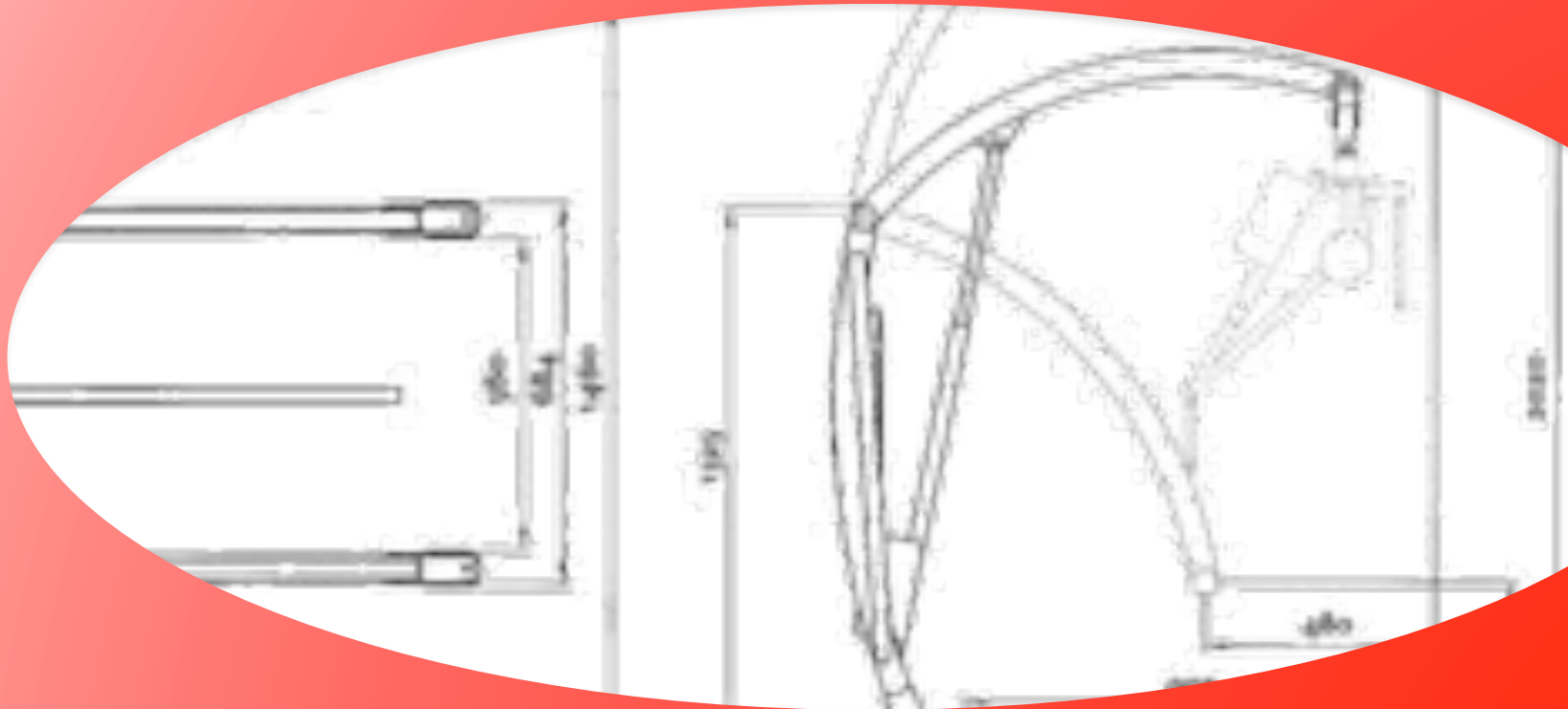
Powered Cradle is operated from the handcontrol, allowing the carer or patient to use the hoist from any position



Proven reliability of the latest Linak actuator and control box. 2 batteries are always included

The unique clip system is easy to use and minimises risk of errors





OpeRaise



- Designed for standing, sitting, dressing, toileting as well as gait training
- 130kg / 350lb / 21st capacity
- Compact footprint for easy manouvability, legs are 8cm shorter than nearest competitor
- Powered opening and closing legs
- Leg supports are on flexible mounts for comfort and adjustability
- 2 batteries included
- Attachment point goes 14cm higher than nearest competitor to enable even the tallest person to stand
- Plastic leg protectors to minimise damage and the risk of cross-infection
- Removable foot tray

Individual leg supports with flexible mounts for comfort and full adjustability when raising and lowering



Option of roll or extra supported band sling, both using the simple click connector



The dual handles with non-slip grip gives extra security for the patient



The non-slip foot tray is quickly removable without the need of tools to allow standing of very tall patients or gait-training



The OpeRaise uses the proven reliability of the latest Linak actuator and control box. Like all OpeMed hoists, 2 batteries are included

OpeSlings

- OpeMax Clip Slings

- Designed for OpeMax Manual or Powered Cradle
- Padded, Toilet, Amputee, Long-Day
- Fully tested and insured on Arjo, Helping Hand, Horcher, Joerns/Oxford, Promed, Invacare



The Padded Clip is a superior sling with padded legs for additional comfort and tailored commode and shoulders for a supportive fit

- OpeMax Loop Slings

- Designed for OpeMax Standard Spreader Bar
- Quickfit, Universal Delux, Toilet, Patient Specific
- Fully tested and insured on most leading brands, incl: Arjo, Chiltern, Days, Guldmann, HNE, Horcher, Hoyer, Invacare, Liko, Moliift, Spectra, Southern Lifts, Westholme



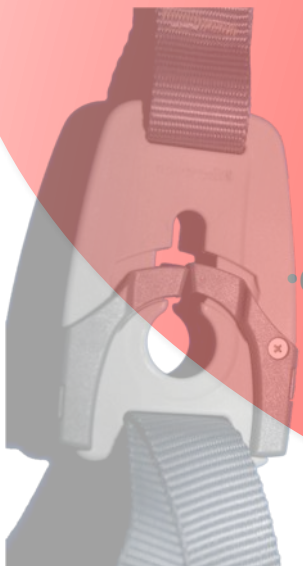

The LongDay sling can be left in position for longer periods. The unique SuperFine™ material prevents overheating and slipping, and the two-way stretch gives support and comfort



The Quickfit is one of the most popular loop slings on the market. Available from XXXS through to XXL

- OpeRaise Standing Hoist Slings

- 2 models – 4 sizes
- Band, Roll




OpeSlings Patient Transfer

The Opened Transfer Belt has quilted padding, non slip material on inside and handles all around the belt. It is available in Small, Medium and Large



The Emergency Sheet is made from slide material and used for emergency transfers. 190cm x 100cm



Turning Discs are available as a soft disc for sitting on, or hard disc for standing



A full range of standard and one-way slide sheets are available. The standard slide sheets (as shown) are made from a low friction nylon with a silicone coating (available in medium and large). The one-way slide sheets allow for a one-directional slide. Available in Small, Medium and Large

OpeSpray



- Designed for standing, sitting, dressing, toileting as well as gait training
- 160kg / 350lb / 25st capacity
- Steel frame with secure and stable scissor-lift action
- Watertight handles at head and foot ends
- Plastic cover for base
- Stainless steel screws and joints
- Adjustable height from 52-88cm
- PVC mattress 2cm thick mounted on water repellent base
- Shaped folding siderails

